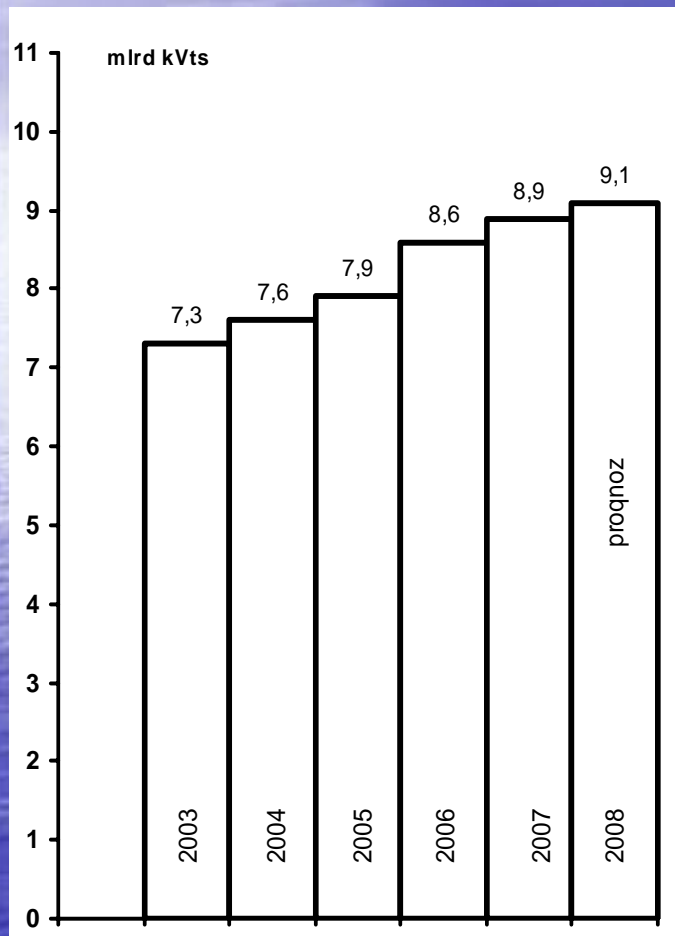


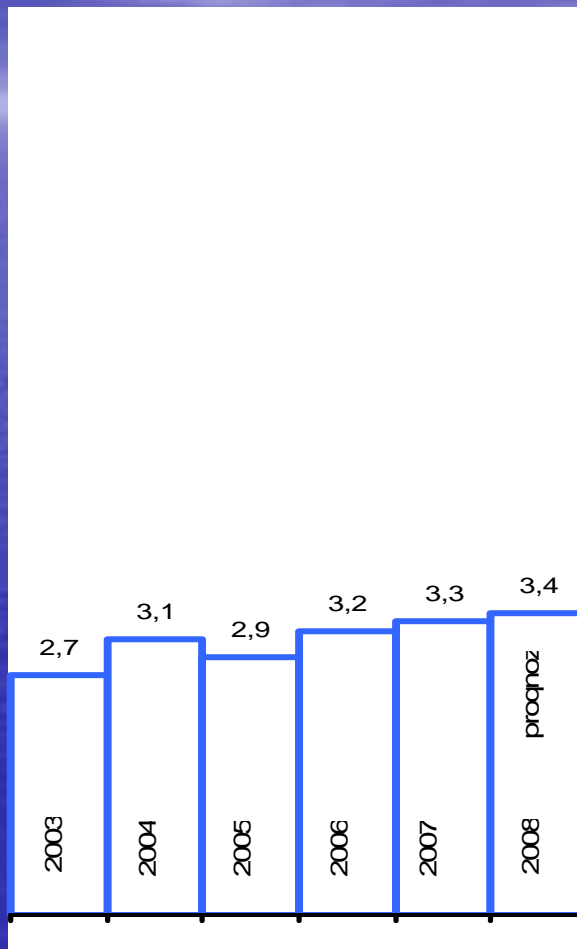
Certain data concerning fuel and energy sector of the Azerbaijan Republic

Item	Unit of measurement	Year		
		2006 factual	2007 factual	2008 forecast
Crude oil production (SOCAR)	'000 tons	8993.8	8800.9	8700
Tradable furnace fuel oil (SOCAR)	'000 tons	2231.5	2203.9	1169.9
Transfer of furnace fuel oil to AzerEnergy JSC	'000 tons	1160.9	1075.0	378.0
Natural gas production including SOCAR	Mln cm	9044.7	16964.5	27400
Tradable natural gas	Mln cm	4456.0	5997.6	8000.0
including	Mln cm	9036.1	8811.5	10373.0
population	Mln cm	2816.5	2580.3	3253.0
industry	Mln cm	1168.0	997.8	953.0
Gas transfer to AzerEnergy	Mln cm	5223.3	4429.0	5557.0
Electricity generation including, hydro	Mln kWh	23784.0	21415.3	22268.7
Electricity consumption (without losses)	Mln kWh	2513.6	2362.4	2466.4
Standard fuel per kWh to generate electricity	Mln kWh	24671.3	21177.3	21792.7
	Standard fuel, qr per kWh	367.8	352.9	355.0

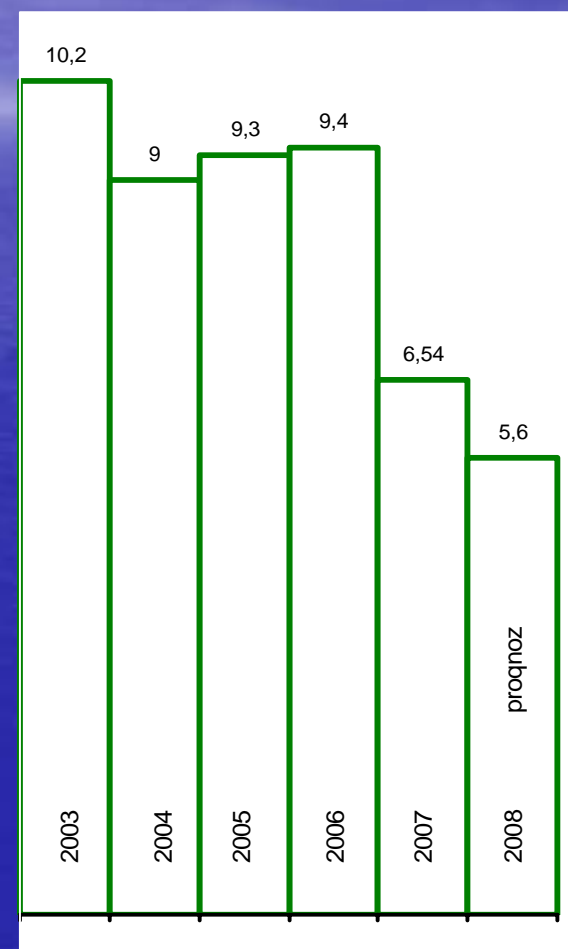
Amount of electricity which distribution network companies purchased from AzerEnergy in 2003 through 2007, and forecast data for 2008



Baku Electricity Network JSC
Average annual growth, 6/7%



Sumgayit Electricity Network JSC
Average annual growth, 5.2%



Electricity Supply Department of AzerEnergy JSC (including BAYVA LLC in 2003-2005, and Şhaki DES)