Hit the Road or the Rails: *Transportation and State Regulation*

STREET SMART

a pop quiz on state regulation and transportation

roads & rails session, NARUC 2015 annual convention

november 9 2015, austin texas

WHAT COMMISSION SEES THE MOST TRANSPORTATION-RELATED CASES?

- New York?
- California?
- Washington?
- Pennsylvania?
- Alabama?
- Indiana?
- Colorado?

IT'S 1970. WHAT DOES NARUC STAND FOR?

IT'S 1970. WHAT DOES NARUC STAND FOR?

THE THREE R'S

(President Roosevelt will impress them upon the pupils of the Congress School.)

From the *Journal* (Minneapolis)

IT'S 1869. STATE UTILITY REGULATION IS BORN.

- In what state?
- Over what utility?

WHAT COMMISSION MIGHT SEE THIS IN A CASE?

WHAT COMMISSION MIGHT SEE THIS IN A CASE?

WHICH COMMISSION REGULATES THE LARGEST NUMBER OF TAXICABS?

- New York?
- Pennsylvania?
- California?
- The District of Columbia?
- Colorado?

SO ARE YOU STREET SMART?

North Dakota Transportation Issues

NARUC Annual Meeting

Austin, Nov. 9, 2015

Julie Fedorchak, Chairman

ND Public Service Commission

What commission sees the most transportation-related cases?

- New York?
- California?
- Washington?
- Pennsylvania?
- Alabama?
- Indiana?
- Colorado?

North Dakota's Challenge: Transporting huge, fluctuating volumes of energy and agriculture products.

Rail Traffic Originated in ND by Ton

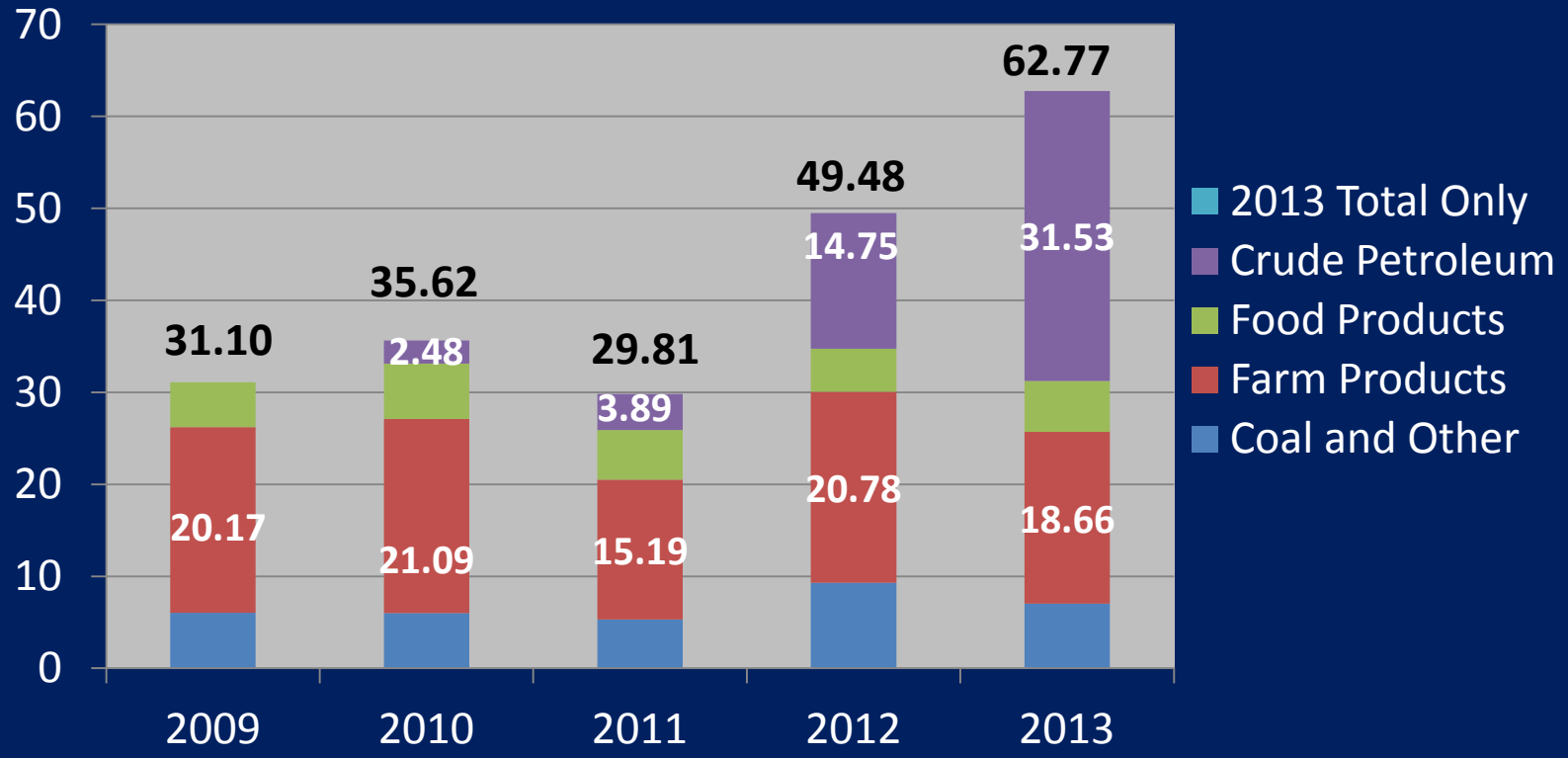

Note: Quantities are in millions

Net Tons Flowed Through ND vs. Rail Miles

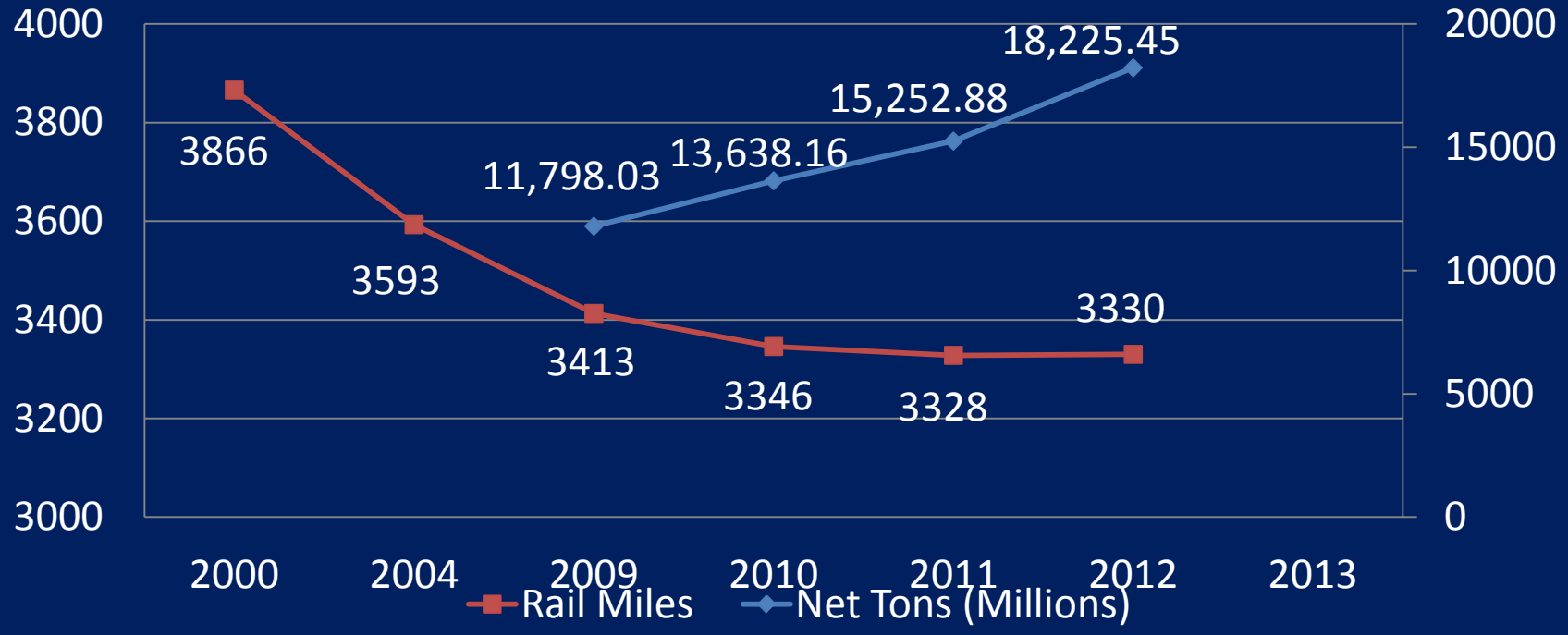

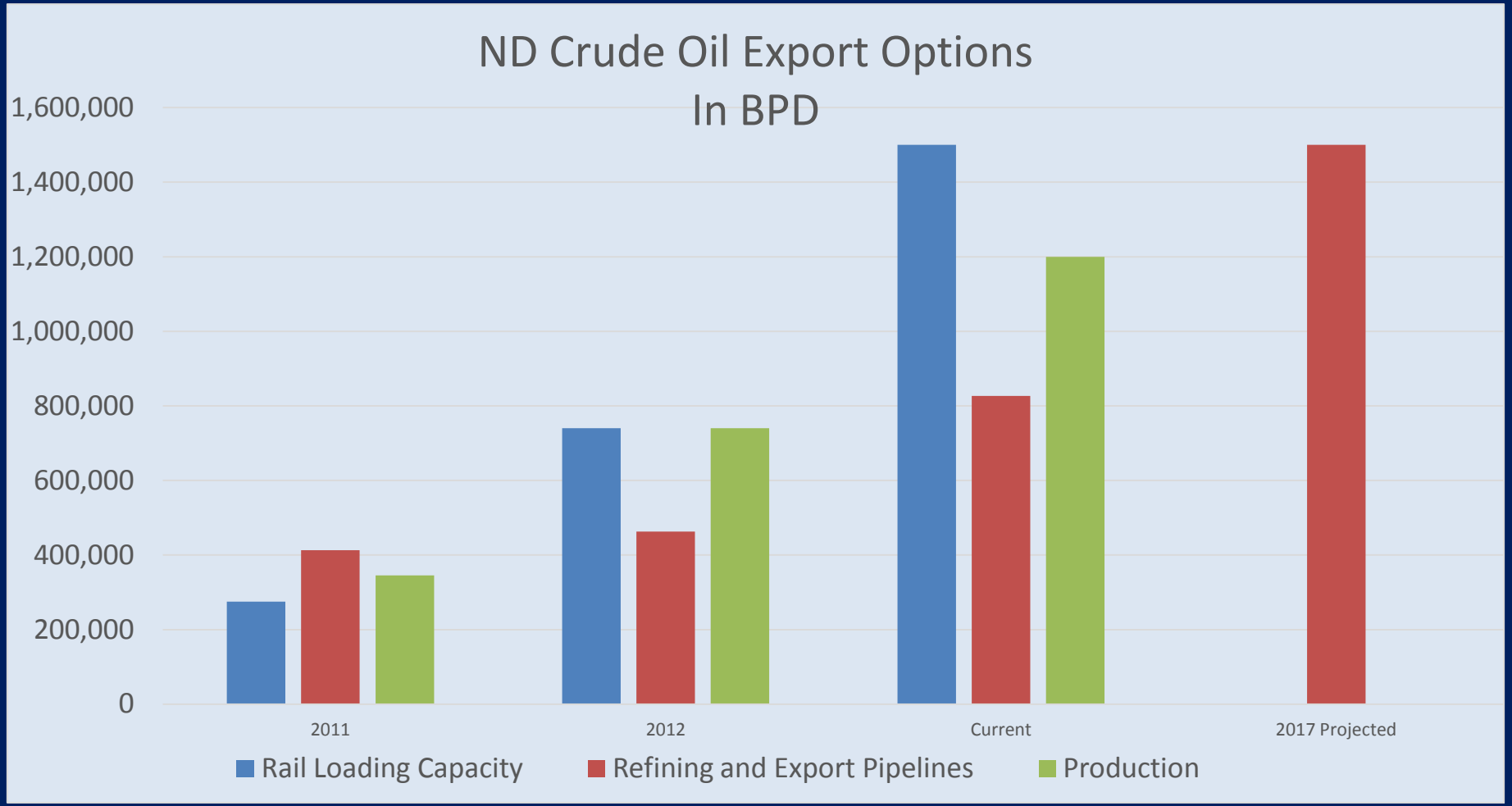
ND Crude Oil Export Options
In BPD
1,600,000
1,400,000
1,200,000
1,000,000
800,000
600,000
400,000
200,000
0
2011
2012
Current
2017 Projected
Rail Loading Capacity
Refining and Export Pipelines
Production

175 ND Communities host mainline railroads

Amenia, Granding, Park River, Anamoose, Aneta, Granville, Pekin, Balfour, Ardoch, Hamberg, Petersburg, Benedict, Argusville, Hannaford, Pillsbury, Bergen, Arthur, Harwood, Pisek, Bowbells, Beach, Hatton, Portland, Burlington, Belfield, Haynes, Powers, Lake Butte, Berthold, Hazen, Ray, Carpio, Beulah, Hebron, Reeder, Carrington, Bisbee, Hettinger, Reile's Acres, Cathay, Bismarck, Hillsboro, Reynolds, Courtenay, Bottineau, Hope, Rhame, Donnybrook, Bowbells, Hunter, Richardton, Douglas, Bowman, Jamestown, Ross, Drake, Bucyrus, Karlsruhe, Rugby, Enderlin, Buffalo, Knox, Sanborn, Fairmont, Buxton, Lakota, Scranton, Fessenden, Cando, Langdon, Sentinel Butte, Fingal, Casselton, Larimore, Sharon, Flaxton, Churchs Ferry, Leeds, Sibley, Hankinson, Cleveland, Lincoln, South Heart, Harvey, Clifford, LuVerne, Spring Brook, Kenmare, Conway, Mandan, Stanley, Kensal, Crary, Manvel, Stanton, Kief, Dawson, Mapleton, Steele, Leal, Des Lacs, Marmarth, Surrey, Makoti, Devils Lake ,Mayville, Tappen, Mantador, Dickinson, Maza, Taylor, Martin, Drayton, McVille, Thompson, Max, Edinburg, Medina, Tioga, Minot, Emerado, Medora, Tolna, New Town, Epping, Michigan, Tower City, Parshall, Fargo, Milton, Towner, Plaza, Finley, Minot, Valley City, Portal, Galesburg,

Pipeline Safety, Current Programs

ND PSC: Natural Gas Intrastate transmission and distribution

- ND State Inspector
- ND State Inspector

PHMSA: Haz Liquids Intrastate transmission

- Federal Inspectors assigned to ND

Note: NDPSC's Program operates via agreement with PHMSA

Region: **ALL** State: **NORTH DAKOTA**

Portal - Data as of **9/28/2015 10:17:01 PM**

	INTERSTATE				INTRASTATE							
Calendar Year	Total Miles	Miles of Gathering	Total Breakout Tanks	Operator Count	Total Miles	Miles of Gathering	Total Breakout Tanks	Operator Count	**Total Miles**	**Miles of Gathering**	**Total Breakout Tanks**	**Operator Count**
2014	3,207.0	153.8	90	16	756.4	95.8	24	17	**3,963.4**	**249.6**	**114**	**30**
2013	3,260.4	218.2	81	16	664.5	194.0	32	12	**3,924.9**	**412.2**	**113**	**26**
2012	3,214.5	219.2	70	14	119.0	62.3	3	7	**3,333.5**	**281.6**	**73**	**20**
2011	3,085.7	345.6	69	14	45.5	27.7	8	4	**3,131.1**	**373.3**	**77**	**17**
2010	2,794.2	214.5	65	15	23.5	17.5	0	2	**2,817.8**	**232.0**	**65**	**16**

Thank you!
Questions?

Hit the Road or the Rails: *Transportation and State Regulation*