



NARUC

Summer Committee Meetings

Committee On Water



AMERICAN WATER

Conserving a Precious Resource

Presented by: Eric Sabolsice, Director of Operations of California American Water
NARUC Summer Meeting
Nashville, TN
July 24 – July 27, 2016

Emergency Regulations



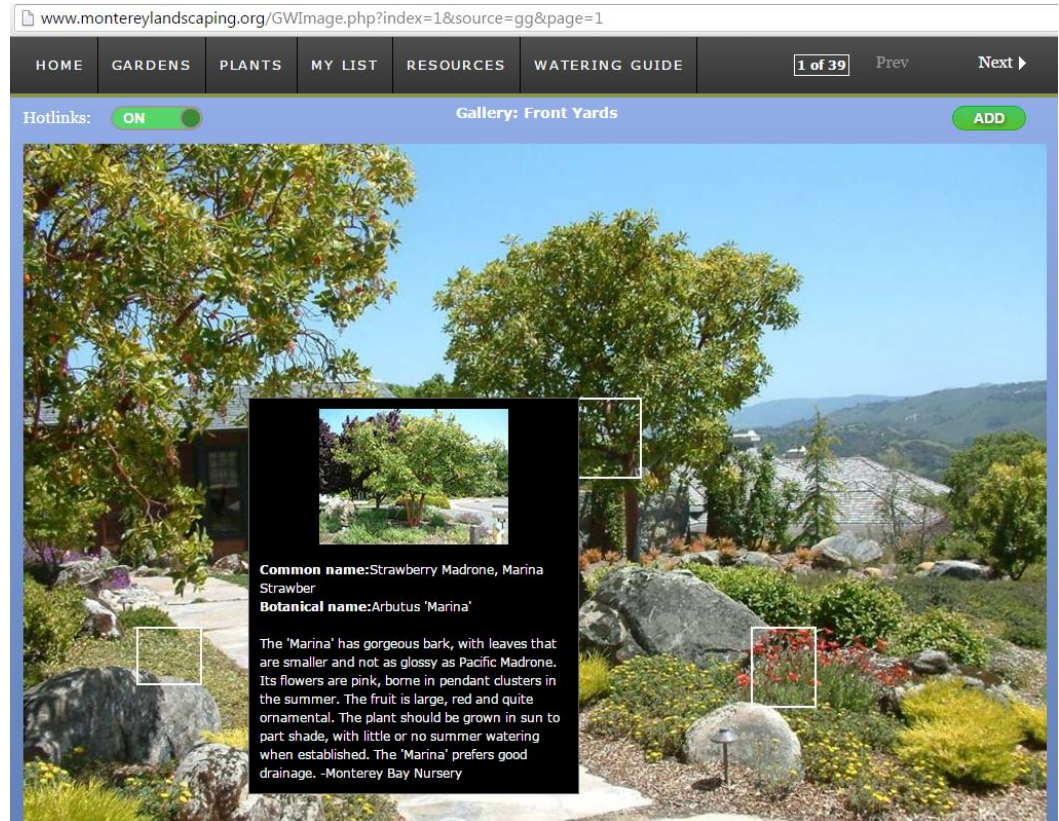
In 2014 the state implemented emergency regulations.

On March 17, 2015, the Water Board re-adopted original emergency regulations from 2014 and implemented additional measures.

In 2016 the state again re-adopted the 2014 & 2015 emergency regulations. In addition the board replaced the % reduction conservation goals with stress test approach.



Outdoor Watering Reduction: Classes & Online Tools



<http://www.watershedwisetraining.com/taking-a-watershed-approach-to-landscaping/>

Some accomplished through partnership with local organizations & governments

Rain & Soil Moisture Sensor Installation Program



California American Water has installed 422 rain sensors since the program began in 2012.

Landscape Grant Program – Water Savings

City of Monterey - Before
(185,000 Gallons – Estimated Savings)



After



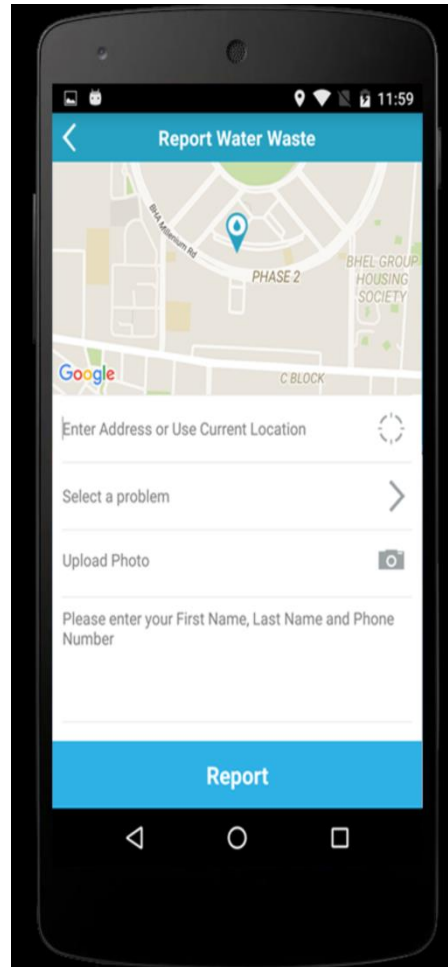
City of Seaside - Before
(335,000 Gallons – Estimated Savings)



After

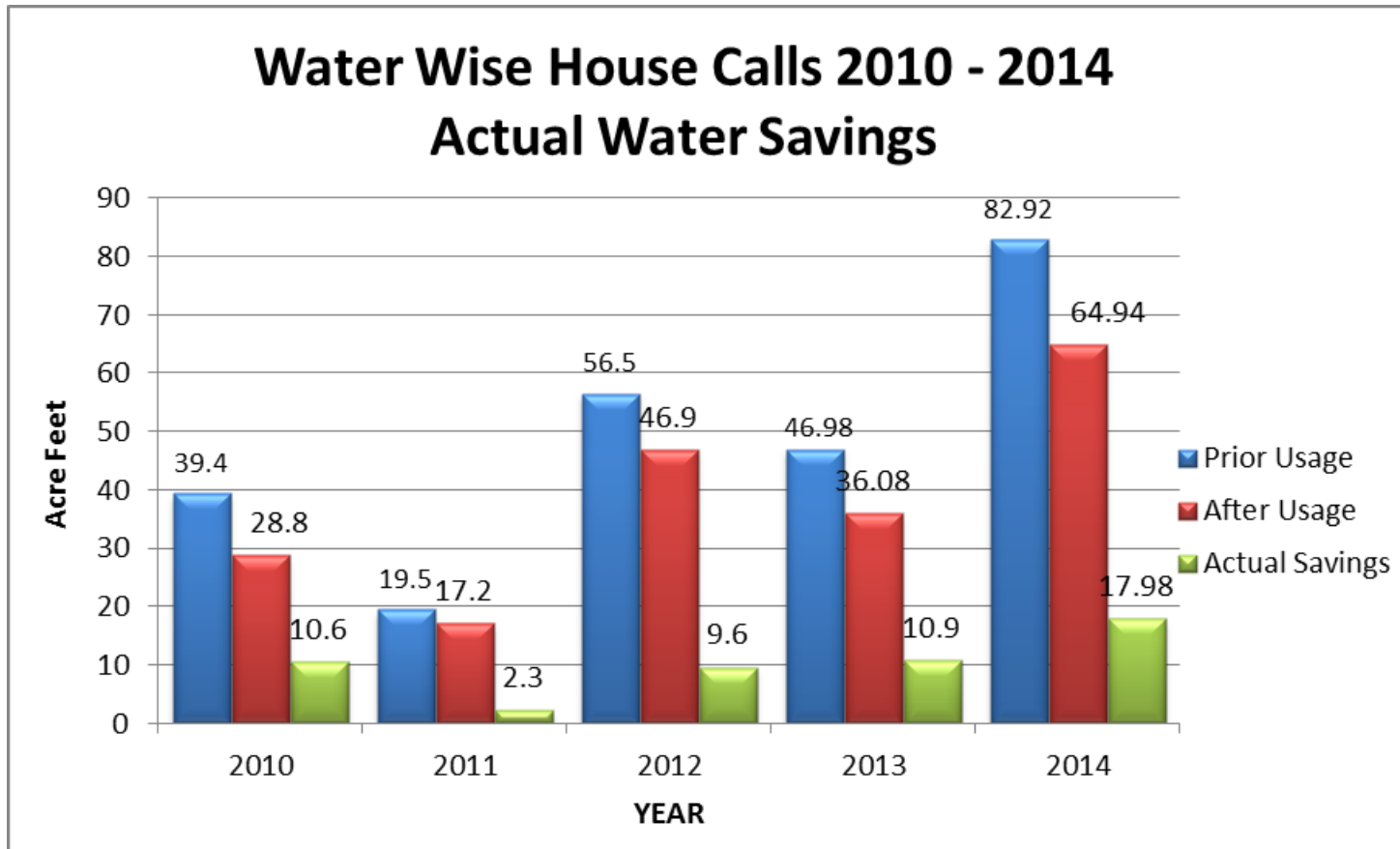


There's an app for that: report & respond to water waste

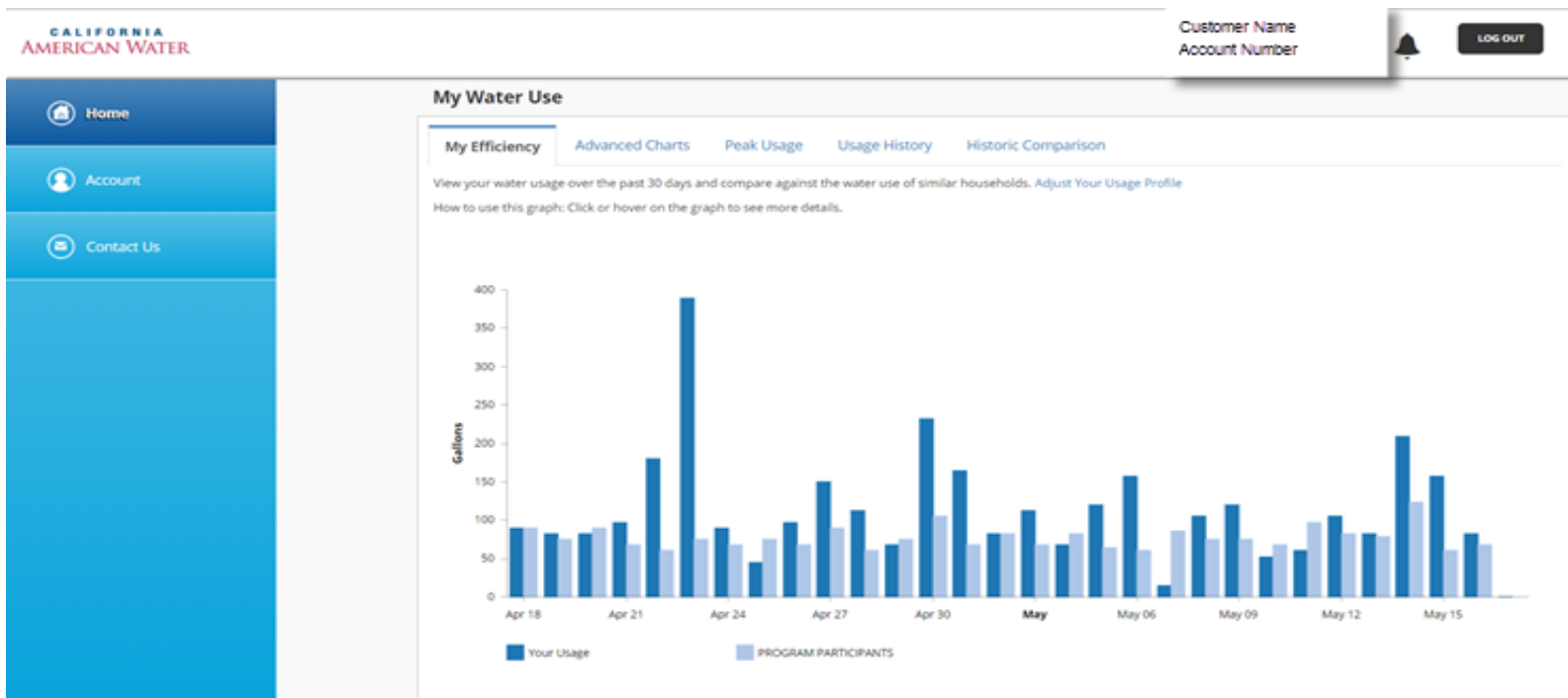


California American Water introduced in 2016 a Water Waste App to report leaks and water waste, and to learn about conservation. It is available for download in the Apple & Android app stores.

Water Wise House Calls



Pilot Program _ My Water Use _ Water Saving Technology



Leak Detection

- CAW Conservation staff identify high usage by utilizing meter reading data logging software and downloading up to 180 days of usage, in hour-by-hour consumption increments from the AMI meter reading system.



Issues Identified

- Irrigation system leaks
- Improperly programmed irrigation controllers
- Customer service line leaks
- Hoses left running
- Toilet leaks

Tiered Rates

BILLING SUMMARY

For Service To:

For Account 0000-00000000000000

Prior Balance

• Balance from last bill	58.45
• <u>Payments as of Apr 7, Thank you!</u>	<u>-58.45</u>

Balance Forward 0.00

Current Water Service

• Water Service Charge	10.06
• Water Usage Charge (\$0.64690000 x 56.10)	36.29
	69.55
	183.42
	366.83
	272.57
• Total Water Service Related Charges	<u>938.72</u>

Other Charges

• Conservation Surcharge (\$0.02450000 x 257.31)	6.30
• Payment Assistance Surcharge Water	1.86
• Consolidated Expense Balancing Account (\$0.09250000 x 257.31)	23.80
• MPWMD Cnsvn Surcharge	2.47
• Seaside Basin BA Surcharge	<u>0.37</u>
• Total Other Charges	34.80

Taxes

• County Franchise Taxes	9.65
• Commission Surcharge	<u>11.29</u>
• Total Taxes	20.94

TOTAL CURRENT CHARGES 994.46

TOTAL AMOUNT DUE ➡ \$994.46



Tiered Rates
work as a
conservation
trigger.

Supporting Policy



Revenue Stabilization Mechanisms



NARUC

Summer Committee Meetings

Committee On Water